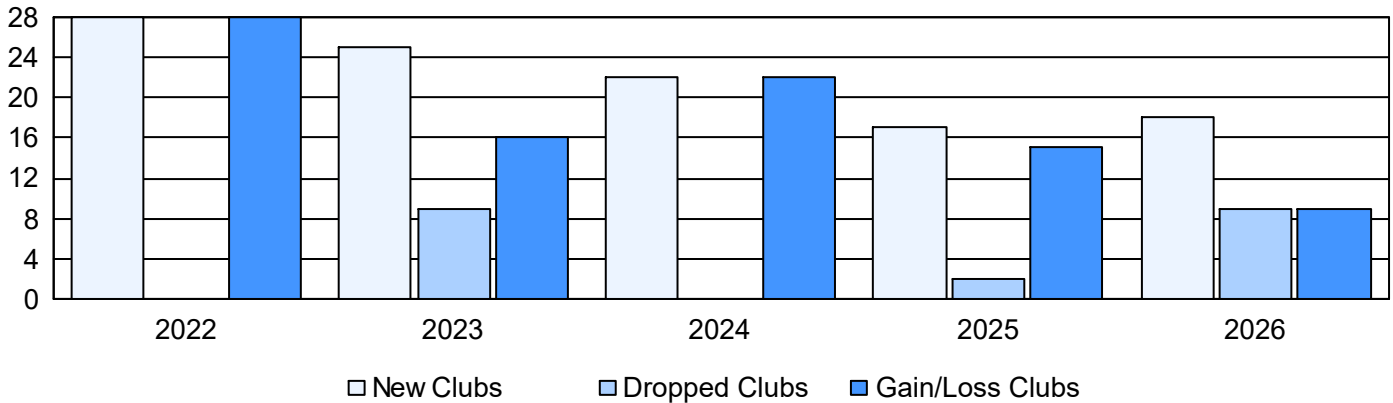


**Multiple District E**

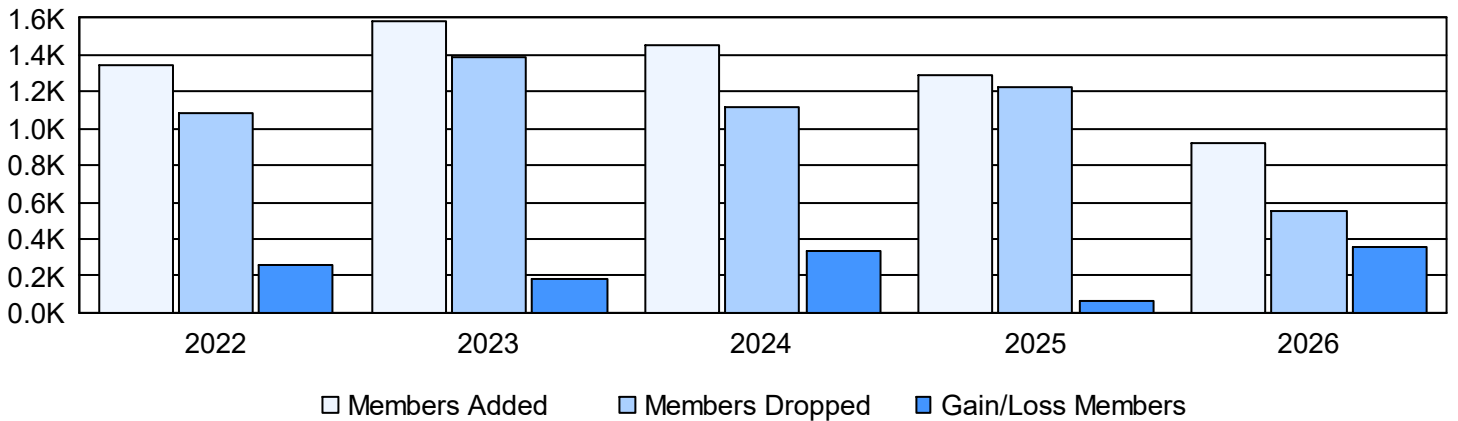
As of March 2026 Cumulative

Year	New Clubs	Dropped Clubs	Gain/ Loss Clubs	New Members	Charter Members	Reinstate Members	Transfer Members	Total Member Added	Total Members Dropped	Gain/ Loss Members
2021-2022	28	0	28	606	715	10	16	1,347	1,089	258
2022-2023	25	9	16	801	730	32	15	1,578	1,390	188
2023-2024	22	0	22	825	509	74	42	1,450	1,116	334
2024-2025	17	2	15	794	390	36	68	1,288	1,225	63
2025-2026	18	9	9	462	391	26	38	917	556	361
<b>Average</b>	<b>22</b>	<b>4</b>	<b>18</b>	<b>698</b>	<b>547</b>	<b>36</b>	<b>36</b>	<b>1,316</b>	<b>1,075</b>	<b>241</b>

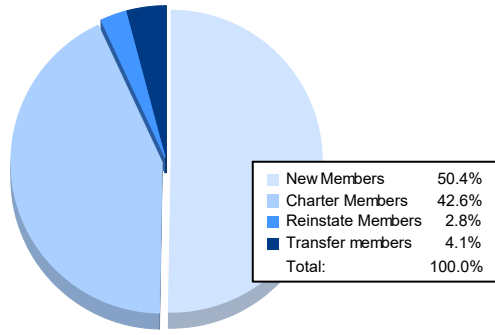
**Clubs**



**Members**



### Membership Composition March 2026 Cumulative



### Gender Composition March 2026 Cumulative

